

reevaa

User Manual

Thank you very much for purchasing this product.
In order to use this product safely and accurately, please understand how to use it before using it.
After reading the manual, keep it in a place where you can see it at any time.

reevaa **Brand Stroy**



Can't we always keep our beautiful skin?
Can't I have clean skin without blemishes and troubles?
Revaa thought and studied.

reevaa focused on penetrating the active ingredients of cosmetics deep into the skin to improve skin tone and boost elasticity.

So, Revaa created a patented product that can maximize the effect by simultaneously generating heat, ultrasonic waves, and ions, and even cold massage with one head.

Now give yourself the beauty of being reborn.

reevaa 

How to use reevaa-S effectively

STEP 1

After opening the pores of the skin with warm heat in clean mode and exfoliating with galvanic.

STEP 2

Absorb cosmetics with heat, ultrasonic, and galvanic in Nutrition mode.

STEP 3

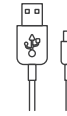
In boost mode, close pores with cooling function and galvanic to calm skin and help with elasticity.

Name of each part

Components



Main body



USB Cable



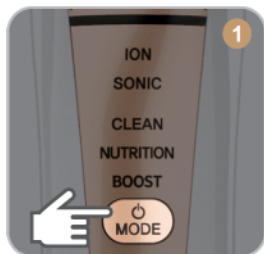
User's manual



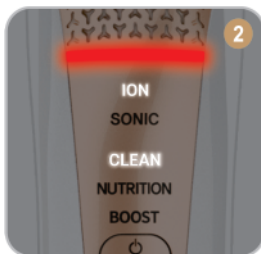
HOW TO USE [Use according to the order of use.]

STEP 1 CLEAN MODE(HOT & ⊕ION)

CLEAN mode opens pores with a thermal function of 35 degrees Celsius -> 37 degrees Celsius -> 3 degrees Celsius -> 39 degrees Celsius and helps PLUSION release waste.



Press the MODE button for about 2 seconds to turn on the power and turn on the ION and CLEAN.



Check that ION and CLEAN are lit and that the status LED is lit in red.



Cleanse as shown. It will automatically turn off after 12 minutes.



Press the level button to raise the CLEAN power.

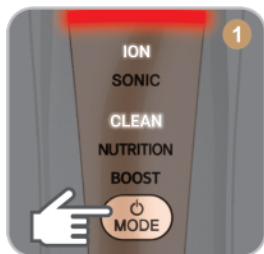


If you press the MODE button, it will change to a different mode.

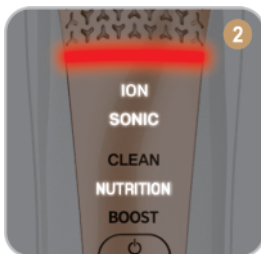
※ It is recommended to use on the entire face within 10 minutes.

STEP 2 NUTRITION MODE(HOT & SONIC & ⊖ION)

NUTRITION mode opens pores with a thermal function of 37 degrees Celsius in the first stage -> 39 degrees Celsius in the second stage -> 41 degrees Celsius in the third stage and helps deliver ultrasonic and anionic ingredients deep into the skin.



When the MODE button is pressed again in CLEAN mode, ION, SONIC, and NUTRITION are turned on.



Check that ION, SONIC, and NUTRITION are lit and that the status LED is lit in red.



Cleanse as shown. It will automatically turn off after 12 minutes.



Press the level button to raise the NUTRITION power.



If you press the MODE button, it will change to a different mode.

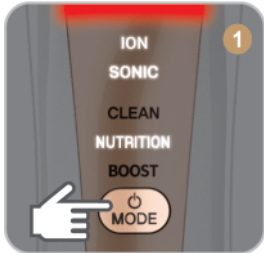
※ It is recommended to use on the entire face within 10 minutes.

※ When used, the temperature above may vary depending on the environment of use and many conditions.


HOW TO USE [Use according to the order of use.]

STEP 3 BOOST MODE(COOL & ⊕ION & ⊖ION)

BOOST mode closes pores with a cooling function of about 12 degrees Celsius and cations and anions help soothe elasticity and skin.



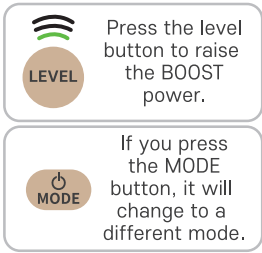
In NUTRITION mode, press the MODE button once more to turn on ION and BOOST.



Check that ION and BOOST are lit and that the status LED is lit blue.



Cleanse as shown. It will automatically turn off after 12 minutes.



※ It is recommended to use on the entire face within 10 minutes.

※ When used, the temperature above may vary depending on the environment of use and many conditions.

Cleaning and storage methods

Cleaning the product

- Wipe the head with a dry towel or cotton pad after use and store it.
- Be careful not to allow water to enter the ventilation fan section (heat dissipation of the product) on the top of the head, the back of the head, and the bottom of the head.

How to store the product

- Please store it in a place with good easterly wind, no humidity, and no harmful chemicals.
- Store in a place where humidity is not high or where there is no direct sunlight.

Storage and transportation conditions		Operating (Environment of Use) Conditions	
Storage temperature	-10~60°C	Operating temperature	5~35°C
Humidity	10~90%RH	Humidity	20~80%RH
Relative pressure	50~106kPa	Atmospheric pressure	70~106kPa

Safety Precautions

Precautions for Use

- After using the device, wipe off cosmetics or water completely and dry it before storing it.
- Clean any foreign substances on the head immediately and store them away from high temperatures.
- If a fault or abnormal reaction occurs, stop using it immediately.
- Avoid implants or prosthetics
- Do not use it with medical electronic equipment such as pacemakers, oxygen suppliers, electrocardiograms, etc.
- Do not place heavy objects on devices and cables.
- Don't shock or throw the device
- If it is not used for a long time, charge it once every six months to protect the battery life and discharge.

Use it for this kind of skin!

- + skin that feels like cosmetics are floating around
- + dry and tired skin
- + reddish skin
- + Skin that needs moisturizing for a long time
- + sagging skin that is losing its elasticity
- + skin that is dull and not bright even when put on makeup

Please avoid using it!

- Patients with skin problems or skin diseases, or people with allergies.
- Patients with surgery, wounds, or inflammation in the area of use.
- Patients with hypertension, hemophilia and heart disease, people on menstruation, pregnant women.
- A person who uses in-body embedded medical devices, life-sustaining electronic devices such as artificial heart and lung, and mounted medical electronic devices such as electrocardiograms.
- Do not allow children or the elderly to use it themselves.
- a person prone to bruising or bruises
- Those who are unable to express their opinions, those with paralysis and perceptual impairment.
- a person with a bone disease

Warranty Statement

Name of the product : reevaa S

Warranty Period : 1 year from the date of purchase

Date of purchase date :

Place of purchase :

If it breaks down after using it normally according to the user manual and precautions within the warranty period, we will provide free warranty service according to the warranty regulations. If it is a paid service according to the warranty regulations, we will provide you with a paid warranty.

Paid service: Even during the warranty period, we offer paid service in the following cases.

1. Failure caused by careless handling (falling, flooding, damage, etc.) of the user;
2. In the case of changes in appearance (scratches, discoloration, etc.) that occurred during use
3. Failure to observe the precautions in the instruction manual
4. If the consumer arbitrarily repairs, dismantles, modifies, or fails due to careless handling
5. If you use a separate product that is not provided by the seller, or if you drop the product on the move, break down or damage it,
6. If you do not provide this warranty or do not have a purchase date,
 - 1) The warranty will not be reissued, so please keep it so that it won't be lost.
 - 2) Please refer the warranty to the vendor you purchased or to us.
7. For use outside the home (business or business)
8. Chargers and Consumables
9. In case of fire/earthquake/water damage/lightning/other natural disasters

Product specification

Product name : Hot & Cool Sonic

Model name : reevaa S

Main body size : 42(L) x 65(W) x 179(H) mm

Body weight : 207g

Charging time : up to 5 hours

Power : 3.6V 2600mA Lithium-ion battery

- This product is subject to change without notice.
- Chargers are subject to change depending on the manufacturer's circumstances.
- Charging and usage time may vary depending on the surrounding environment.

Manufacturer : Ilwoo Electronics Co., Ltd

Seller : reevaa Co., Ltd.

#204-109, 46, Buil-ro 205beon-gil, Bucheon-si, Gyeonggi-do, Republic of Korea

Customer : +82-2-839-2011 <https://www.reevaa.co.kr>

center

Contact for more information. Copyright©2019 reevaa. All rights reserved

reevaa

Customer Service : +82.2.839.2011
www.reevaa.co.kr



- Authentication number : MSIP-REM-PM4-reevaaS
- Product name : Hot & Cool Sonic
- Model name : reevaa S
- Manufacturing year and month: Separately indicated
- Manufacturer/Seller: Ilwoo Electronics Co., Ltd. / reevaa Co., Ltd.
- Country of origin: Republic of Korea